



**HUUM** sauna heaters,  
controllers and accessories





## MADE WITH CARE **IN ESTONIA**

HUUM products are made of stainless steel and go through a long and carefully supervised production process to guarantee the best quality of each product.

#huumsauna

[www.huumsauna.com](http://www.huumsauna.com)



# TABLE OF CONTENTS

<b>Electrical heaters</b>	<b>5</b>
DROP	6
Accessories	8
HIVE	10
HIVE Mini	12
Accessories	14
CLIFF	18
STEEL	20
Accessories	22
CORE	24
Accessories	25
<b>Wood burning sauna stoves</b>	<b>27</b>
HIVE Wood	28
HIVE Heat	30
Accessories	32
<b>Sauna controllers</b>	<b>37</b>
UKU	38
<b>Stones</b>	<b>40</b>





# ELECTRICAL **HEATERS**



# DROP



reddot award 2015  
honourable mention

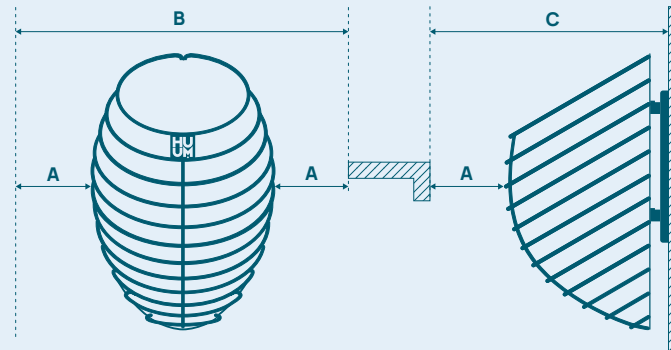
HEATER		DROP 4	DROP 6	DROP 7	DROP 9
POWER	(240 V)	4.5 kW	6 kW	7.5 kW	9 kW
	(208 V)	3.6 kW	4.5 kW	5.6 kW	6.75 kW
SAUNA ROOM	(240 V)	106-247 ft <sup>3</sup> 3-7 m <sup>3</sup>	177-353 ft <sup>3</sup> 5-10 m <sup>3</sup>	247-424 ft <sup>3</sup> 7-12 m <sup>3</sup>	282-530 ft <sup>3</sup> 8-15 m <sup>3</sup>
	(208 V)	88-194 ft <sup>3</sup> 2.5-5.5 m <sup>3</sup>	141-282 ft <sup>3</sup> 4-8 m <sup>3</sup>	176-318 ft <sup>3</sup> 5-9 m <sup>3</sup>	211-388 ft <sup>3</sup> 6-11 m <sup>3</sup>
STONE CAPACITY		121 lb 55 kg	121 lb 55 kg	121 lb 55 kg	121 lb 55 kg
WEIGHT		24.3 lb 11 kg	24.3 lb 11 kg	26.5 lb 12 kg	26.5 lb 12 kg
HEIGHT		23.3 in 590 mm	23.3 in 590 mm	23.3 in 590 mm	23.3 in 590 mm
WIDTH		15.35 in 390 mm	15.35 in 390 mm	15.35 in 390 mm	15.35 in 390 mm
DEPTH		13.2 in 335 mm	13.2 in 335 mm	13.2 in 335 mm	13.2 in 335 mm

## CONNECTION

SUPPLY VOLTAGE	240V	240 V	240 V	240 V
FUSE	30 A	30 A	40 A	50 A
CABLE	10 AWG	10 AWG	8 AWG	8 AWG
SUPPLY VOLTAGE	208V	208V	208V	208V
FUSE	20 A	30 A	30 A	40 A
CABLE	12 AWG	10 AWG	8 AWG	8 AWG

## SAFETY DISTANCE

A	4 in/100 mm	4.8 in/120 mm	5.5 in/140 mm	5.9 in/150 mm
B	23.3 in/590 mm	24.8 in/630 mm	26.4 in/670 mm	27.2 in/690 mm
C	17.1 in/435 mm	17.9 in/455 mm	18.7 in/475 mm	19.1 in/485 mm







**DROP** electric heater is inspired by the purest element of nature - a drop of water. DROP's round design softens and enlivens the interior of the sauna, adding elegance to the steam room. Apart from good looks, DROP has other outstanding features. The compact wall-mounted heater holds up to 121 lb/55 kg of stones, outperforming even some wood burning sauna stoves and ensuring **long-lasting steam**.

**DROP** is compatible with the WiFi-capable control system UKU, so that you can conveniently heat the sauna in the phone application, while you are still on the hiking trail or at the end of a long day at work.

#### THE SET INCLUDES:

- ◆ electric sauna heater
- ◆ wall mounted plate
- ◆ heat guiding device (with DROP 7 and DROP 9)

#### REQUIRES ALSO:

- ◆ UKU sauna control system
- ◆ stones (2-4 in/5-10 cm)
- ◆ heat-resistant power cable

#### ACCESSORIES:

- ◆ safety railing
- ◆ embedding flange



## SAFETY RAILING

Safety railing for DROP heaters helps protect you from accidentally touching against the hot heater. The safety railing consists of light-colored wooden arcs, and stainless steel supports to attach them to the heater. The railing provides extra safety, but it is also an excellent way to style your heater.

## SIMPLE AND QUICK INSTALLATION

Connect wooden arches to the support with four screws to form a complete railing.







## EMBEDDING FLANGE

The embedding flange is useful when you plan to install your heater partly inside the sauna bench. It is made of stainless steel, and it covers up the wooden edges around the heater, leaving the final result looking refined and smooth.



# HIVE



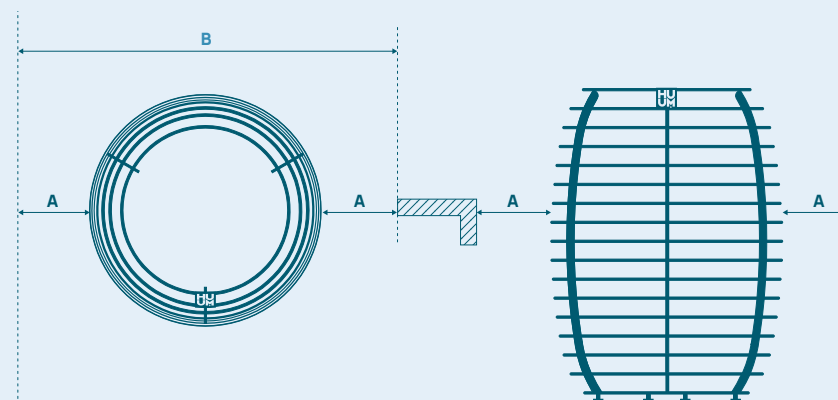
HEATER		HIVE 12	HIVE 15	HIVE 18
POWER	(240 V)	12 kW	15 kW	18 kW
	(208 V)	9 kW	11.25 kW	13.5 kW
SAUNA ROOM	(240 V)	424-883 ft <sup>3</sup> 12-25 m <sup>3</sup>	530-1060 ft <sup>3</sup> 15-30 m <sup>3</sup>	636-1236 ft <sup>3</sup> 18-35 m <sup>3</sup>
	(208 V)	318-662 ft <sup>3</sup> 9-18.75 m <sup>3</sup>	388-794 ft <sup>3</sup> 11-22.5 m <sup>3</sup>	477-918 ft <sup>3</sup> 13.5-26 m <sup>3</sup>
STONE CAPACITY		595 lb 270 kg	595 lb 270 kg	595 lb 270 kg
WEIGHT		44.1 lb 20 kg	46.3 lb 21 kg	48.5 lb 22 kg
HEIGHT		29.5 in 750 mm	29.5 in 750 mm	29.5 in 750 mm
DIAMETER		22 in 560 mm	22 in 560 mm	22 in 560 mm

## CONNECTION

SUPPLY VOLTAGE	240V	240 V	240 V
FUSE	30+30 A	50+50 A	50+50 A
CABLE	10+10 AWG	8+8 AWG	8+8 AWG
SUPPLY VOLTAGE	208V	208V	208V
FUSE	30+30 A	40+40 A	40+40 A
CABLE	10+10 AWG	8+8 AWG	8+8 AWG

## SAFETY DISTANCE

A	4.7 in/120 mm	5.9 in/150 mm	7.1 in/180 mm
B	31.5 in/800 mm	33.9 in/860 mm	36.2 in/920 mm







**HIVE** electric heater is an elegant solution for larger saunas and a suitable choice for spas and sports clubs. The amount of heater stones is imposing reaching up to 595 lb/270 kg. In this way there will be long-lasting and hot steam even for a larger group who wants to enjoy sauna without haste. The round shape of the heater imitates a wild bee hive and brings friends together.

**HIVE** is compatible with the WiFi-capable control system UKU.

#### THE SET INCLUDES:

- ◆ electric sauna heater
- ◆ adjustable legs

#### REQUIRES ALSO:

- ◆ UKU sauna control system
- ◆ stones (2-4 in/5-10 cm)
- ◆ heat-resistant power cable

#### ACCESSORIES:

- ◆ air tunnel
- ◆ embedding flange
- ◆ reflector
- ◆ safety railing



# HIVE Mini



HEATER		HIVE Mini 6	HIVE Mini 9	HIVE Mini 11
POWER	(240 V)	6 kW	9 kW	10.6 kW
	(208 V)	4.5 kW	6.75 kW	7.9 kW
SAUNA ROOM	(240 V)	176.6-317.8 ft <sup>3</sup> 5-9 m <sup>3</sup>	282-530 ft <sup>3</sup> 8-15 m <sup>3</sup>	353.1-706.3 ft <sup>3</sup> 10-20 m <sup>3</sup>
	(208 V)	132-212 ft <sup>3</sup> 3.75-6 m <sup>3</sup>	230-388 ft <sup>3</sup> 6.5-11 m <sup>3</sup>	265-530 ft <sup>3</sup> 7.5-15 m <sup>3</sup>
STONE CAPACITY		375 lb 170 kg	375 lb 170 kg	375 lb 170 kg
WEIGHT		30.9 lb 14 kg	35.3 lb 16 kg	35.3 lb 16 kg
HEIGHT		29.5 in 750 mm	29.5 in 750 mm	29.5 in 750 mm
DIAMETER		18.1 in 460 mm	18.1 in 460 mm	18.1 in 460 mm

## CONNECTION

SUPPLY VOLTAGE	240V	240 V	240 V
FUSE	30 A	50 A	50 A
CABLE	10 AWG	8 AWG	6 AWG
SUPPLY VOLTAGE	208V	208V	208V
FUSE	30 A	40 A	50 A
CABLE	10 AWG	8 AWG	6 AWG

## SAFETY DISTANCE

A	2.4 in/60 mm	3.5 in/90 mm	4.3 in/110 mm
B	22.8 in/580 mm	25.2 in/640 mm	26.8 in/680 mm

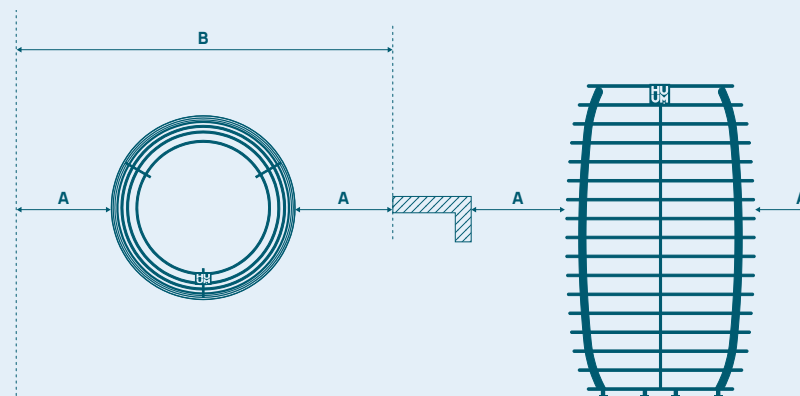






Photo by: HeartWood

**HIVE Mini** electric heater is a slimmer version of the HIVE heater. The heater holds 374.7 lb/170 kg of stones and is suitable for smaller saunas, but also heats up a large steam room. Like its bigger brother, HIVE heater, Hive Mini is inspired by a hive of wild bees and is an ideal centerpiece for a sauna.

**HIVE Mini** is compatible with the WiFi-capable control system UKU.

#### THE SET INCLUDES:

- ◆ electric sauna heater
- ◆ adjustable legs

#### REQUIRES ALSO:

- ◆ UKU sauna control system
- ◆ stones (2-4 in/5-10 cm)
- ◆ heat-resistant power cable

#### ACCESSORIES:

- ◆ air tunnel
- ◆ embedding flange
- ◆ reflector
- ◆ safety railing






## AIR TUNNEL

Internal air tunnel for HIVE sauna heaters speeds up sauna heating by 25% and extends the life span of heating elements. It is made of stainless steel and installed in the middle of the heater.

When using the air tunnel, you need approximately 66.1 lb/30 kg fewer stones.

- ◆ compatible with all HIVE electrical models
- ◆ shorter heating period
- ◆ extends the life span of heating elements



## EMBEDDING FLANGE

The embedding flange is useful when you plan to install your heater partly inside the sauna bench. It is made of stainless steel, and it covers up the wooden edges around the heater, leaving the final result looking refined and smooth.



## REFLECTOR

Placing a reflector on the heater reduces the safety distances from the combustible materials by half. It is made of stainless steel and is mounted on the side of the heater.

The reflectors can be connected.

- ◆ compatible with all HIVE models



## SAFETY RAILING

Safety railing helps to protect you from accidentally touching against the hot heater. The railing consists of light-colored wooden arcs and stainless steel supports to attach them to the heater. Not only does the railing provide extra safety – but it is also an excellent way to style your heater.

- ◆ for HIVE: Ø 25.8 in/655 mm
- ◆ for HIVE Mini: Ø 21.85 in/555 mm

## SIMPLE AND QUICK INSTALLATION

First, fasten the wooden arcs to the outer pieces of the supports with screws. Then place the supports' inner pieces to the heater between the upper and the following wire. Finally, place the inner and outer pieces of the support facing each other and fix them together with a bolt and nut. You are done!






## CLIFF / STEEL HEATERS

An environmentally conscious series

These heaters embody sustainable engineering ingenuity. Both the CLIFF and STEEL heaters share a common origin, constructed from a single sheet of metal with CLIFF's ribs made from the cut-outs of STEEL heaters. They have identical power and volume, featuring a built-in air tunnel that enhances ventilation and extends the heating elements lifespan. Nonetheless, the heaters differ in external dimensions, safety distances, and stone capacity. The outcome is aesthetically pleasing and space-efficient heaters ideal for smaller saunas.



CLIFF

STEEL









# CLIFF



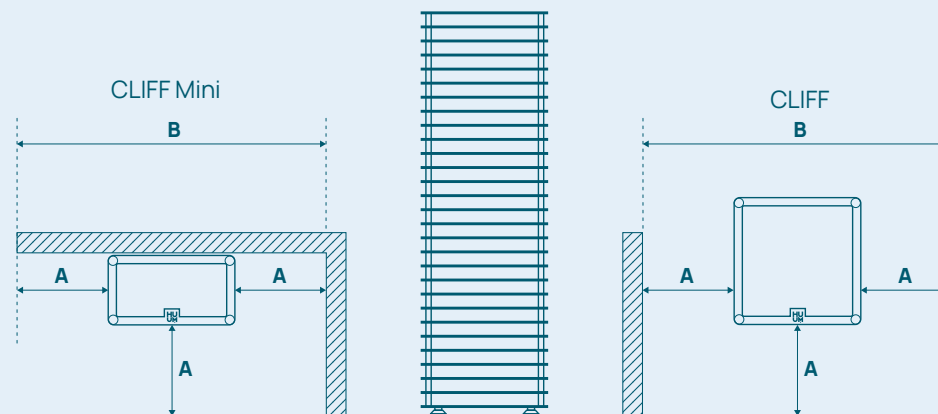
HEATER		CLIFF Mini 4	CLIFF 6	CLIFF 9	CLIFF 11
POWER	(240 V)	4 kW	6 kW	9 kW	10.5 kW
	(208 V)	2.86 kW	4.5 kW	6.75 kW	7.9 kW
SAUNA ROOM	(240 V)	124-212 ft <sup>3</sup> 3.5-6 m <sup>3</sup>	176-353 ft <sup>3</sup> 5-10 m <sup>3</sup>	318-530 ft <sup>3</sup> 9-15 m <sup>3</sup>	353-600 ft <sup>3</sup> 10-17 m <sup>3</sup>
	(208 V)	106-160 ft <sup>3</sup> 3-4.5 m <sup>3</sup>	160-265 ft <sup>3</sup> 4.5-7.5 m <sup>3</sup>	230-388 ft <sup>3</sup> 6.5-11 m <sup>3</sup>	265-441 ft <sup>3</sup> 7.5-12.5 m <sup>3</sup>
STONE CAPACITY		132 lb 60 kg	165 lb 75 kg	165 lb 75 kg	165 lb 75 kg
WEIGHT		33 lb 15 kg	35.2 lb 16 kg	35.2 lb 16 kg	37.5 lb 17 kg
HEIGHT		38.4 in 975 mm	38.4 in 975 mm	38.4 in 975 mm	38.4 in 975 mm
WIDTH		10.6 in 270 mm	10.6 in 270 mm	10.6 in 270 mm	10.6 in 270 mm
DEPTH		6.3 in 160 mm	10.6 in 270 mm	10.6 in 270 mm	10.6 in 270 mm

## CONNECTION

SUPPLY VOLTAGE	240V	240 V	240 V	240 V
FUSE	20 A	30 A	50 A	50 A
CABLE	14 AWG	10 AWG	8 AWG	6 AWG
SUPPLY VOLTAGE	208V	208V	208V	208V
FUSE	15 A	30 A	40 A	50 A
CABLE	14 AWG	10 AWG	8 AWG	6 AWG

## SAFETY DISTANCE

A	2.4 in/60 mm	2.4 in/60 mm	9.5 in/240 mm	15 in/380 mm
B	15.75 in/400 mm	15.75 in/400 mm	30 in/760 mm	41 in/1040 mm



reddot winner 2021





**CLIFF** electric heater imitates the northern coastal cliffs. The CLIFF heater's eye-catching stone surface evokes a sense of timeless nature in the steam room. A large amount of heating stones ensures a mild but abundant steam. The air tunnel built into the heater guarantees efficient air flow, accelerates heating and extends the life of the heating elements. The small safety distances of the heater make it also suitable for more compact home saunas.

**CLIFF Mini** electric heater is an even slimmer, wall-mounted model of the CLIFF heater, which is suitable for small steam rooms. Both heaters are compatible with the UKU sauna control system.

#### THE SET INCLUDES:

- ◆ electric sauna heater
- ◆ adjustable legs

#### REQUIRES ALSO:

- ◆ UKU sauna control system
- ◆ stones (1.2-2 in/3-5 cm)
- ◆ heat-resistant power cable

#### ACCESSORIES:

- ◆ embedding flange (common with STEEL heater)
- ◆ reflector
- ◆ safety railing



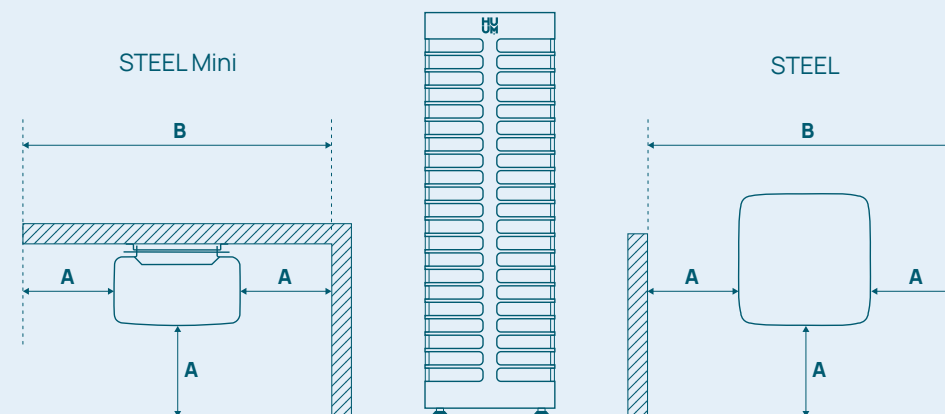
HEATER		STEEL Mini 4	STEEL 6	STEEL 9	STEEL 11
POWER	(240 V)	4 kW	6 kW	9 kW	10.5 kW
	(208 V)	2.86 kW	4.5 kW	6.75 kW	7.9 kW
SAUNA ROOM	(240 V)	124-212 ft <sup>3</sup> 3.5-6 m <sup>3</sup>	212-353 ft <sup>3</sup> 6-10 m <sup>3</sup>	318-530 ft <sup>3</sup> 9-15 m <sup>3</sup>	353-600 ft <sup>3</sup> 10-17 m <sup>3</sup>
	(208 V)	106-160 ft <sup>3</sup> 3-4.5 m <sup>3</sup>	160-265 ft <sup>3</sup> 4.5-7.5 m <sup>3</sup>	230-388 ft <sup>3</sup> 6.5-11 m <sup>3</sup>	265-441 ft <sup>3</sup> 7.5-12.5 m <sup>3</sup>
STONE CAPACITY		132 lb 60 kg	330 lb 150 kg	330 lb 150 kg	330 lb 150 kg
WEIGHT		31.9 lb 14.5 kg	33 lb 15 kg	33 lb 15 kg	35.3 lb 16 kg
HEIGHT		38.4 in 975 mm	38.4 in 975 mm	38.4 in 975 mm	38.4 in 975 mm
WIDTH		12.2 in 310 mm	12.6 in 320 mm	12.6 in 320 mm	12.6 in 320 mm
DEPTH		6.3 in 160 mm	12.6 in 320 mm	12.6 in 320 mm	12.6 in 320 mm

## CONNECTION

SUPPLY VOLTAGE	240V	240 V	240 V	240 V
FUSE	20 A	30 A	50 A	50 A
CABLE	14 AWG	10 AWG	8 AWG	6 AWG
SUPPLY VOLTAGE	208V	208V	208V	208V
FUSE	15 A	30 A	40 A	50 A
CABLE	14 AWG	10 AWG	8 AWG	6 AWG

## SAFETY DISTANCE

A	2 in/50 mm	2 in/50 mm	4 in/100 mm	4 in/100 mm
B	16.5 in/420 mm	16.5 in/420 mm	20.5 in/520 mm	20.5 in/520 mm







**STEEL** is a striking electric heater designed for compact sauna rooms, offering exceptionally small safety distances. It boasts a generous stone capacity, delivering gentle yet ample steam. The built-in air tunnel enhances airflow, speeding up heating and prolonging heating element life. Crafted from stainless steel, STEEL imparts a modern aesthetic while adhering to sustainable production practices. Its creation is efficient, with no material waste as the ribs for the STEEL heater are obtained from CLIFF cutouts.

**STEEL Mini** electric heater is a slimmer, wall-mounted 3,5 kW model of the STEEL heater, which is suitable for even smaller steam rooms. Both heaters are compatible with the UKU sauna control system.

#### THE SET INCLUDES:

- ◆ electric sauna heater
- ◆ adjustable legs

#### REQUIRES ALSO:


- ◆ UKU sauna control system
- ◆ stones (1.2-2 in/3-5 cm)
- ◆ heat-resistant power cable

#### ACCESSORIES:

- ◆ embedding flange (common with CLIFF heater)
- ◆ reflector
- ◆ safety railing




**CLIFF safety railing**



**STEEL safety railing**

## SAFETY RAILING

Safety railing helps to protect you from accidentally touching against the hot heater. The railing consists of light-colored wooden frame and stainless steel supports to attach them to the heater. Not only does the railing provide extra safety – but it is also an excellent way to style your heater.



## EMBEDDING FLANGE FOR CLIFF AND STEEL HEATERS

The embedding flange is useful when you plan to install your heater partly inside the sauna bench. It is made of stainless steel, and it covers up the wooden edges around the heater, leaving the final result looking refined and smooth.





**CLIFF reflector**



**STEEL reflector**

## REFLECTOR

Placing a reflector on the heater reduces the safety distances from the combustible materials by half. It is made of stainless steel and is mounted on the side of the heater. The reflectors can be connected.



# CORE

CORE Black



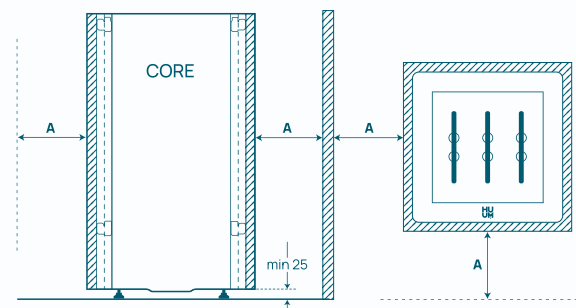
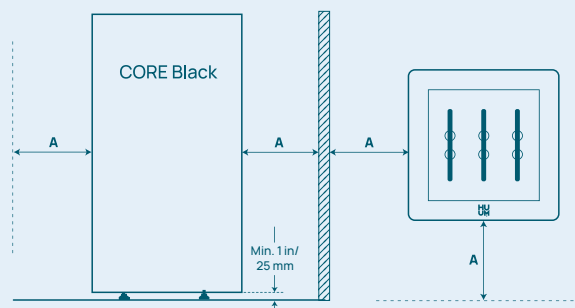
HEATER		CORE 6	CORE 9	CORE 11
POWER	(240 V)	6 kW	9 kW	10.5 kW
	(208 V)	4.5 kW	6.75 kW	7.9 kW
SAUNA ROOM	(240 V)	212-353 ft <sup>3</sup> 6-10 m <sup>3</sup>	318-530 ft <sup>3</sup> 9-15 m <sup>3</sup>	353-706 ft <sup>3</sup> 10-20 m <sup>3</sup>
	(208 V)	159-265 ft <sup>3</sup> 4.5-7.5 m <sup>3</sup>	230-388 ft <sup>3</sup> 6.5-11 m <sup>3</sup>	265-441 ft <sup>3</sup> 7.5-12.5 m <sup>3</sup>
STONE CAPACITY		66.1 lb 30 kg	66.1 lb 30 kg	66.1 lb 30 kg
WEIGHT		41.9 lb 19 kg	41.9 lb 19 kg	41.9 lb 19 kg
HEIGHT		32.7 in 830 mm	32.7 in 830 mm	32.7 in 830 mm
WIDTH		15.2 in 385 mm	15.2 in 385 mm	15.2 in 385 mm
DEPTH		15.2 in 385 mm	15.2 in 385 mm	15.2 in 385 mm

## CONNECTION


SUPPLY VOLTAGE	240 V	240 V	240 V
FUSE	30 A	50 A	50 A
CABLE	10 AWG	8 AWG	6 AWG
SUPPLY VOLTAGE	208V	208V	208V
FUSE	30 A	40 A	50 A
CABLE	10 AWG	8 AWG	6 AWG

## SAFETY DISTANCE

A	2.56 in/65 mm	2.56 in/65 mm	2.56 in/65 mm
---	---------------	---------------	---------------







**CORE BK**



**CORE SS**



**Thermo-aspen**



**Alder**

**CORE** electric heater gives you creative freedom. CORE heats up the sauna quickly and gives pleasant steam, but what makes it special are the designable side panels. Depending on the interior you can use ceramic tiles, stone, lids, or wood. The safety distances of the heater are exceptionally small. CORE can be fully immersed in the sauna bench and fit into small steam rooms. The selection includes a heater without finish or a black metal CORE. We offer wooden panels as an additional product. The wooden finish is a particularly convenient choice for families with small children, for example - the risk of burning yourself against the heater is almost non-existent.

**CORE** is compatible with the UKU sauna control system.



#### THE SET INCLUDES:

- ◆ electric sauna heater

#### REQUIRES ALSO:

- ◆ UKU sauna control system
- ◆ stones (2-4 in/5-10 cm)
- ◆ heat-resistant power cable

#### ACCESSORIES:

- ◆ wooden side panels





Photo by: HeartWood



WOOD BURNING  
**SAUNA STOVES**



# HIVE Wood



HEATER	HIVE Wood 13	HIVE Wood 17	HIVE Wood 17 LS
POWER	13 kW	17 kW	17 kW
SAUNA ROOM	212-459 ft <sup>3</sup> 6-13 m <sup>3</sup>	283-565 ft <sup>3</sup> 8-16 m <sup>3</sup>	283-565 ft <sup>3</sup> 8-16 m <sup>3</sup>
STONE CAPACITY	198.4 lb 90 kg	286.6 lb 130 kg	286.6 lb 130 kg
WEIGHT	103.6 lb 47 kg	143.3 lb 65 kg	169.8 lb 77 kg
HEIGHT	29.5 in 750 mm	29.5 in 750 mm	29.5 in 750 mm
WIDTH	17.8 in 450 mm	21.9 in 555 mm	21.9 in 555 mm
DEPTH	18.1 in 460 mm	23.3 in 590 mm	29.2 in 740 mm
FIREWOOD MAX	11.8 in 300 mm	15.8 in 400 mm	15.8 in 400 mm
FLUE (Ø)	4.5 in 115 mm	4.5 in 115 mm	4.5 in 115 mm

## SAFETY DISTANCE

A	7.5 in/190 mm	19.7 in/500 mm	19.7 in/500 mm
B	9.8 in/250 mm	19.7 in/500 mm	19.7 in/500 mm
C	35.5 in/900 mm	39.4 in/1000 mm	39.4 in/1000 mm
D	63.4 in/1610 mm	82.3 in/2090 mm	88.2 in/2240 mm

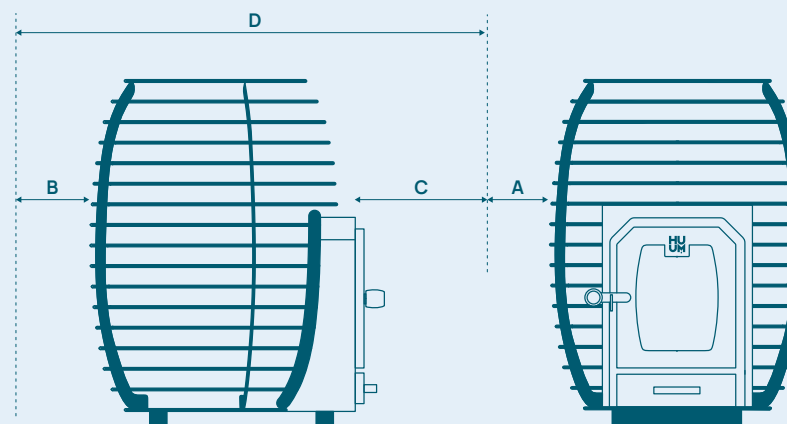






Photo by: HeartWood

**HIVE Wood** has taken the ancient wisdom of sauna construction to a new level. The hearth of the sauna stove is designed so that the flame is powerful, the combustion is efficient and the stove is long-lasting. The flame cutter in the hearth, exposed to the harshest heat, is made of 3/16 in (5 mm) thick stainless steel and is exceptionally durable.

It is possible to hide a heat exchanger under the stones to heat the sauna water. The round design of the sauna stove is borrowed from the beehive, it holds plenty of stones and gives a pleasant steam.

**HIVE Wood LS** is a model with the hearth extension which allows the stove to be heated from an adjacent room.

**THE SET INCLUDES:**

- ◆ wood burning sauna stove

**REQUIRES ALSO:**

- ◆ stones (2-4 in/5-10 cm)
- ◆ connection to chimney

**HIVE Wood LS**

**FIREWOOD MAX**  
15.8 in/400 mm

**ACCESSORIES:**

- ◆ heat exchanger
- ◆ reflector
- ◆ stone cage
- ◆ protective bedding (not for LS models)



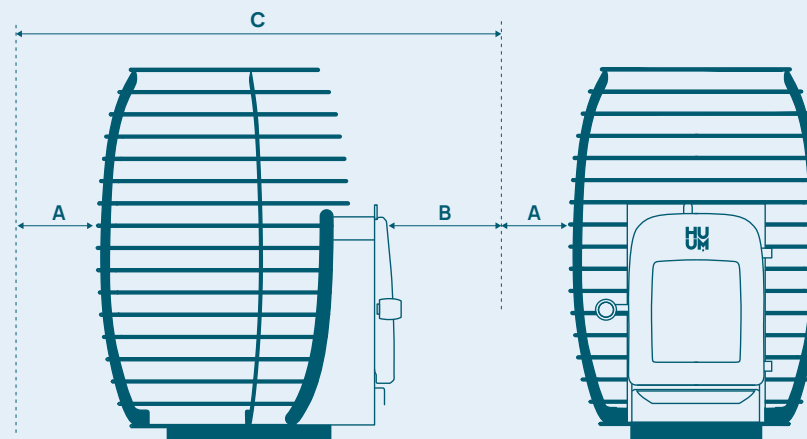
# HIVE Heat



HEATER	HIVE Heat 12	HIVE Heat 12 LS
POWER	12 kW	12 kW
SAUNA ROOM	212-459 ft <sup>3</sup> 6-13 m <sup>3</sup>	212-459 ft <sup>3</sup> 6-13 m <sup>3</sup>
STONE CAPACITY	198.4 lb 90 kg	198.4 lb 90 kg
WEIGHT	103.6 lb 56 kg	103.6 lb 56 kg
HEIGHT	29.5 in 750 mm	29.5 in 750 mm
WIDTH	17.7 in 450 mm	17.7 in 450 mm
DEPTH	19.3 in 490 mm	25.2 in 640 mm
FIREWOOD MAX	11.8 in 300 mm	11.8 in 300 mm
FLUE (Ø)	4.5 in 115 mm	4.5 in 115 mm

## SAFETY DISTANCE

A	6.7 in/170 mm	6.7 in/170 mm
B	19.7 in/500 mm	19.7 in/500 mm
C	45.6 in/1160 mm	51.6 in/1310 mm







- ◆ unique structure for efficient burning
- ◆ treated only with natural oils
- ◆ model HIVE Heat 12 LS allows heating from another room
- ◆ complies with BimSchV II

**HIVE Heat** is an efficient, economical, and environmentally friendly wood burning sauna stove. The unique hearth construction directs fresh air to the combustion process from above to create a powerful flame. All wood burns completely in the hearth, including the wood gases that leave the chimney in the case of less efficient sauna stoves. HIVE Heat meets one of the strictest environmental standards in the world, the German BimSchV II. The stove door is made of durable cast iron and the sauna stove is treated only with natural oils without using any chemicals.

**HIVE Heat LS** is a model with the hearth extension which allows the heater to be heated from an adjacent room.

#### THE SET INCLUDES:

- ◆ wood burning sauna stove

#### REQUIRES ALSO:

- ◆ stones (2-4 in/5-10 cm)
- ◆ connection to chimney

#### ACCESSORIES:

- ◆ heat exchanger
- ◆ reflector
- ◆ stone cage
- ◆ protective bedding (not for LS models)





## STONE CAGE

The stone cage is mounted straight on the sauna stove around the flue and filled with sauna stones. Thanks to the added stones, the surface for pouring water significantly increases, and that means less hot metal surfaces, that we wish to keep minimal in the sauna.

The stone cage filled with sauna stones is also a decorative element matching with the sauna stove.

Stone cages can be installed on top of each other.

- ◆ **height:** 16.9 in / 43 cm
- ◆ **diameter:** 11.8 in / 30 cm
- ◆ **holds 77.2-88.2 lb / 35-40 kg** of stones
- ◆ suitable for all HUUM wood burning sauna stoves



## REFLECTOR

Reflector makes the safety distances of the sauna stove considerably smaller. It allows the safety distance to be reduced to half of existing safety distances.






HIVE Heat



HIVE Wood







## PROTECTIVE BEDDING

The protective bedding is intended for use when the sauna stove is placed on a wooden floor or other floors of combustible material. We also recommend using it if there is water floor heating piping in the floor under the heater.

- ◆ suitable for all HUUM wood burning sauna stoves (not for LS models)



## HEAT EXCHANGER

A heat exchanger heats water when the sauna is heated. The heat exchanger is made of 1/8 in (4 mm) steel and coated with heat-resistant paint. The heat exchanger has 3/4" male pipes for connecting the heat exchanger to the water tank. The heat exchanger may be placed on the rear edge or on the sides.





# SAUNA CONTROLLERS



CLASSIC  
Series



GLASS  
Series



red dot winner 2021

## UKU SAUNA CONTROL SYSTEM

**UKU control system** is a modern way to heat a sauna. The sauna can be controlled from a stylish control panel on the wall or, in the case of the WiFi model, even from a smartphone. UKU ensures you a comfortable and safe sauna experience.

- ◆ selection of stylish control panels
- ◆ for heaters up to 11 kW
- ◆ connectable to lights/ventilation and steamer
- ◆ overheating protection
- ◆ child safety lock
- ◆ timer

### Connects with others

UKU is compatible with  
different manufacturers'  
heaters with  
EN 60335-2-53  
certificate.



GLASS  
Black



GLASS  
Mirror



GLASS  
Gold





CLASSIC  
Black



CLASSIC  
White



CLASSIC  
Wood





## UKU SAUNA CONTROL SYSTEM OPTIONS

**UKU WiFi control system** requires a connection to a WiFi network to communicate with the mobile app. That is why it's suitable for home saunas or other saunas already in the WiFi range.

**UKU Local** may be the right choice if you are not interested in heating your sauna from the phone. UKU Local control system model makes sauna heating easy and comfortable. You can connect it with your sauna's lights/ventilation and steamer functions and regulate all of them from a stylish control panel on the wall.



## HUUM MOBILE APP

**UKU+App** incorporates all the features of the UKU Local control system while adding an extraordinarily **comfortable** remote control option through a mobile app. With HUUM mobile app, you can heat your sauna comfortably from wherever you are. Whether you are at the end of a long working day or going out for a run, you can have a hot sauna waiting for you when you get home with a **couple of clicks on your phone**. You can choose the beginning and end time of the heating, set the target temperature, and check the current temperature at any given moment.

**HUUM mobile app** works with UKU WiFi model

- ◆ eight different languages
- ◆ unlimited number of users
- ◆ notification when the target temperature is reached
- ◆ lights/ventilation or steamer control
- ◆ calendar for booking sauna in advance
- ◆ statistics about sauna use



# STONES



# ROUNDED STONES

We recommend using **rounded stones** in HUUM heaters to complement the design and have milder steam. In our selection, we have rounded olivine diabase stones in two different size ranges.


The stones are **durable** and have high heat capacity. You can also use other types of stones in HUUM heaters, except decorative stones, because they can break easily and damage the heater.

## AVAILABLE SIZES:

- ◆ diameter **1.2-2 in**/3-5 cm – **33 lb**/15 kg package
- ◆ diameter **2-4 in**/5-10 cm – **33 lb**/15 kg package





A hand holds a wooden ladle, pouring water into a metal basket filled with smooth, grey stones. The basket is hanging in a sauna with wooden walls and benches. Steam is rising from the stones. The HUUM logo is visible on the basket.

## STEAM LIKE IN A TRADITIONAL SAUNA

HUUM heaters are built by using minimal amounts of metal so that the heat comes mainly from the stones and only very little from the metal. This way, we can maximize the good negative ions from the stones, like in traditional saunas, and keep the positive ions from the metal at a minimum. With a high stone capacity, this is our secret to healthy, mild and long lasting steam.





Easy  
to use



Soft  
Steam



Longer  
Relaxation



Award  
Winning Design



Innovative



Stainless  
Steel



800827

SGS  
Certification



CE  
Certification



UK  
Certification



Safety &  
Control



5 Years  
Warranty



Made in  
Estonia



 OF SAUNA



@huumsauna

[huumsauna.com](https://huumsauna.com)